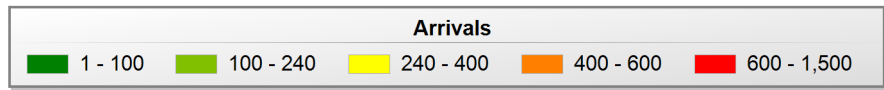
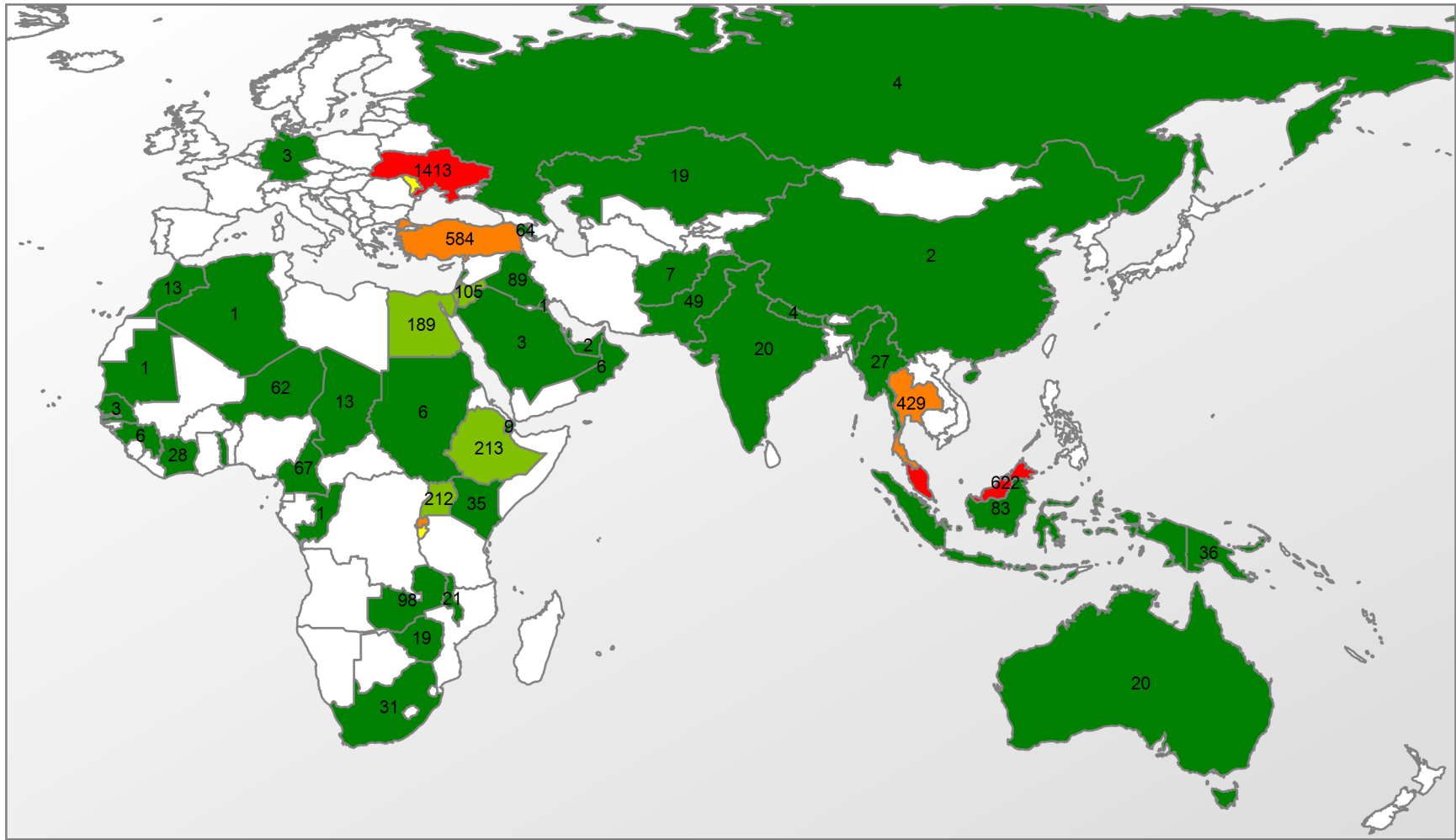


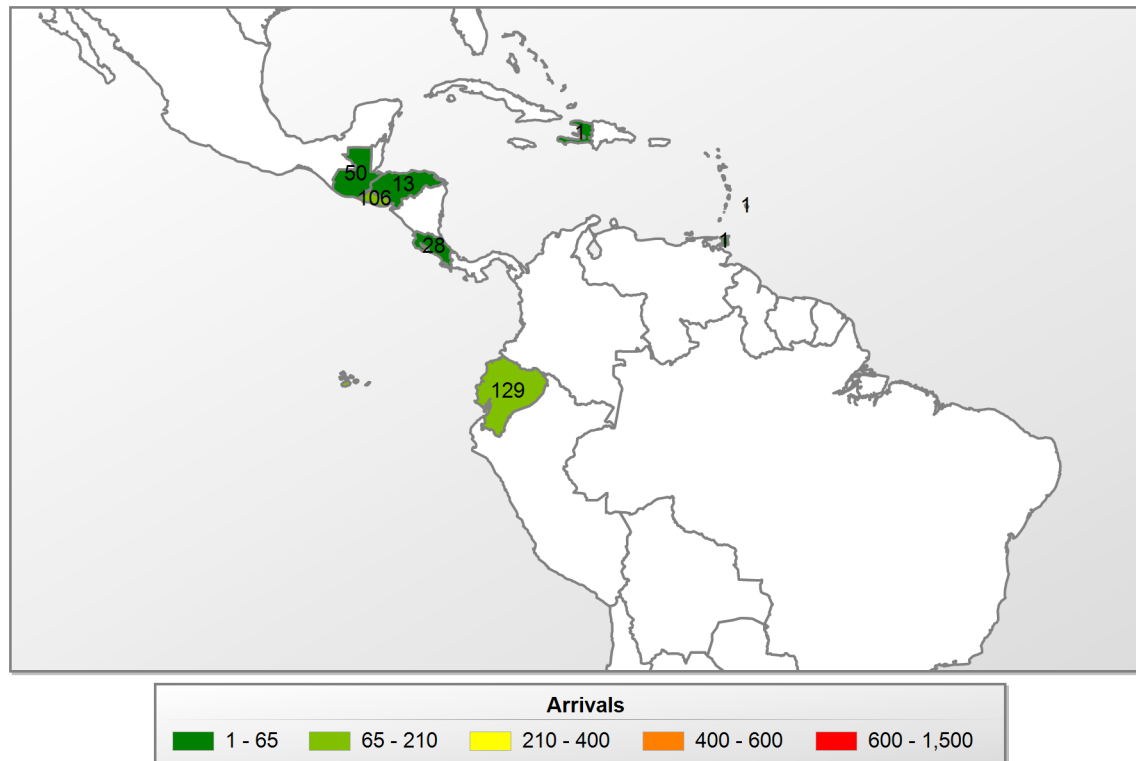
Department of State
 Bureau of Population, Refugees, and Migration
 Office of Admissions - Refugee Processing Center
 Refugee Arrivals by Processing Country
 All Nationalities

For the Reporting Period of October 1, 2019 through April 30, 2020

Cases: 3,251 **Individuals:** 7,410



Department of State
Bureau of Population, Refugees, and Migration
Office of Admissions - Refugee Processing Center
Refugee Arrivals by Processing Country
All Nationalities
For the Reporting Period of October 1, 2019 through April 30, 2020



Department of State
Bureau of Population, Refugees, and Migration
Office of Admissions - Refugee Processing Center
Refugee Arrivals by Processing Country
All Nationalities

For the Reporting Period of October 1, 2019 through April 30, 2020

Cases: 3,251

Individuals: 7,410

Country Location	Case	Inds
Afghanistan	2	7
Algeria	1	1
Armenia	31	64
Australia	11	20
Barbados	1	1
Belarus	61	159
Burma	11	27
Burundi	138	380
Cameroon	25	67
Chad	3	13
China	2	2
Congo	1	1
Costa Rica	16	28
Curacao	8	15
Dem. Rep. Congo	2	2

Country Location	Case	Inds
Guinea	2	6
Haiti	1	1
Honduras	9	13
Hong Kong	3	7
India	10	20
Indonesia	37	83
Iraq	37	89
Israel	43	104
Ivory Coast	12	28
Jordan	35	105
Kazakhstan	7	19
Kenya	23	35
Kuwait	1	1
Lebanon	29	63
Malawi	11	21

Country Location	Case	Inds
Oman	5	6
Pakistan	13	49
Papua New Guinea	36	36
Qatar	1	2
Russia	1	4
Rwanda	277	543
Saudi Arabia	3	3
Senegal	2	3
South Africa	10	31
Sri Lanka (Ceylon)	64	118
Sudan	5	6
Tanzania	208	740
Thailand	188	429
Togo	14	28
Trinidad and Tobago	1	1

Department of State
Bureau of Population, Refugees, and Migration
Office of Admissions - Refugee Processing Center
Refugee Arrivals by Processing Country
All Nationalities

For the Reporting Period of October 1, 2019 through April 30, 2020

Djibouti	3	9	Malaysia	300	622	Turkey	257	584
Ecuador	66	129	Mauritania	1	1	Uganda	128	212
Egypt	94	189	Moldova	105	280	Ukraine	532	1,413
El Salvador	76	106	Morocco	13	13	United Arab Emirates	2	2
Ethiopia	107	213	Nauru	16	17	United States of America	3	3
Germany	3	3	Nepal	3	4	Zambia	44	98
Guatemala	30	50	Niger	62	62	Zimbabwe	5	19

*Please note Special Immigrant Visa (SIV) recipients who have elected and received U.S. Refugee Admissions Program (USRAP) Reception and Placement (R&P) benefits are not included in this report.

Based on the terms of a settlement in *Doe et al. v. Trump et al.*, No. 17-0178 (W.D. Wash), certain refugee applicants that arrive in FY 2020 and any future fiscal years are counted toward the FY 2018 refugee admissions ceiling.